

NESTS

**Brower Gets The Fundamentals Correct—Superb & Simple Design
Premium Galvanized Steel, USA Craftsmanship
Single • Four • Six • Eight • Ten Hole Models**



MODEL 410B

MODEL 408B

MODEL 406B

MODEL 404B

MODEL 401RO

Brower gives you what you need at a very competitive price. All exposed edges hemmed to prevent injury. Ventilation holes for excellent air flow. Removable nest bottoms for easy cleaning and litter replacement. Double bolted perches to facilitate birds entering the nest and the perches fold up to keep birds out of the nest. Standard hangers. Individual nest pads are available for added comfort and encouraging hens to lay in the nest, not on the floor. Easy to assemble.

NEST SPECIFICATIONS

| Model No. | Birds Per Nest | Holes | Length Inches (cm) | Shipping Wt. (KD) Lbs. (kg) |
|-----------|----------------|---------------|--------------------|-----------------------------|
| 401RO | 5 | Single | 13 1/2 (34.3) | 12 (5.5) |
| 404B | 20-30 | 4 in 2 Tiers | 26 (66.0) | 34 (15.5) |
| 406B | 30-40 | 6 in 2 Tiers | 36 3/4 (93.3) | 40 (18.1) |
| 408B | 40-50 | 8 in 2 Tiers | 48 3/4 (123.8) | 48 (21.8) |
| 410B | 50-60 | 10 in 2 Tiers | 60 (152.4) | 64 (29.1) |

These dimensions are in inches(cm).

HEIGHT:

401RO Front Height 16(40.6); Back Height 22(55.9)
404B, 406B, 408B, 410B Front Height 27 5/8(70.2); Back height 34 1/2(87.6).
Hanger brackets add 5/8 inch(1.6) to all heights.

DEPTH:

401RO Depth without perch 12 1/4(31.1); Depth with perch 20 1/4(51.4)
404B, 406B, 408B, 410B Depth without perch 12(30.5); Depth with perch—top 20 1/2(52.1); bottom 24 1/2(62.2).


NEST OPENING:

401RO Nest Opening 11(27.9) wide x 8 1/2(21.6) high x 12(30.5) deep.
404B, 406B, 408B, 410B Nest Openings are all 11(27.9) wide x 7 1/2(19.1) high x 12(30.5) deep

Caution: If you place nest on ground (not using hanger brackets), secure the nest in some fashion so that it does not tip over.

ROLL OUT NESTS

Model 410BRO Can Be Front Roll Out, Back Roll Out - OR BOTH!



Change Panels



Roll Out Front and Back

Eggs laid in roll out nest trays stay cleaner. Back roll out nests allow the nest to be mounted with an egg collection aisle where the birds do not have access to the aisle. Nest trays can be used with perch assemblies in the front of the nest only. The backs are not designed for perches. Note: Our single unit, **Model 401RO** comes standard with a nest tray for either front or back roll out.


Specifications:

See specifications on page 18.

Tray and cover extend beyond the nest by about 5" (12.7 cm).

410BRO - 2 cartons. 45 lbs. (20.5 kg) and 14 lbs. (6.4 kg.)

On Model 410BRO, these two panels are interchangeable - both in the front and in the rear.



Nest Pad



Nest Tray Model 410BROB Roll-Out Nest Bottom

Each tray has a clear cover. This is the tray used on Models 401RO & 410BRO.



Nest Pad Model 410BNP

Encourage hens to lay in the nest (instead of on the floor) by providing more comfort. 12" (30.5 cm) x 12" pads are slotted for good air circulation and for allowing droppings to fall through the pad. Reduce labor and possible contamination of litter in the nest. UV protected poly material can be washed and disinfected. 7-10 year life. 1/2" height.


Transport Coop

Designed for optimal air flow. Stackable. Easily washed and sanitized. High density polyethylene. Shipped knocked down but all snap together components. Assembly takes about 3 minutes with no tools. Door 12 1/2" wide x 16 1/2" long (31.8 cm wide x 42 cm long). Hand holds. 10 broiler capacity.

| Model No. | Description |
|-----------|---|
| COOP12 | Poultry Transport Coop. 22 1/2" wide x 38" long x 11" high (57.1 cm wide x 96.5 cm long x 27.9 cm high) |

Egg Basket- Plastic Coated Model 215

Made of heavy wire securely welded at every joint. Continuous feet around base allow air flow under basket for fast cooling of eggs. Thick, plastic coating cushions eggs and reduces breakage...will not mark eggs. Will not deteriorate with detergents or extreme temperatures. Holds 15 dozen chicken eggs. Height: 9" (22.9 cm), Diameter: 14 1/2" (36.8 cm) Top: 10" (25.4 cm) Bottom. Weight: 1.4 lbs. (.64 kg).



Model PCF1 Fowl Catcher

Hook has smooth no-snap edges, bent for a sure catch. Plastic (no splinter, no chap) 4 1/2" (11.4 cm) handle is securely attached to heavy gauge wire shaft. Length 49 1/4" (125 cm). Weight 24 lbs. (10.9 kg), pack 12.

Model 398N5C, Model 398N9C and Model 398N11C Spiral Leg Bands.

Made of top quality celluloid rod with a full half overlap. Resilient, springy, non-brittle. Three sizes - 5/16" (7.9 mm), 9/16" (14.3 mm), 11/16th" (17.5 mm) (inside diameter). Five colors - blue, green, red, white and yellow. We also can provide other sizes ranging from 1/4" for baby chicks and quail to 1" for turkey toms and geese. Also available are double coil leg bands. Note: There may be minimum order quantities on non-stocked leg bands.


ROLL OUT NEST

Model 410BRO Can Be Front Roll Out, Back Roll Out - OR BOTH!

Eggs laid in roll out nest trays stay cleaner. Back roll out nests allow the nest to be mounted with an egg collection aisle where the birds do not have access to the aisle. Nest trays can be used with perch assemblies in the front of the nest only. The backs are not designed for perches.

Nest Tray Model TRA10

The tray fits all of our nests.
Each tray has a clear cover.



Change Panels

On Model 410BRO, these two panels are interchangeable - both in the front and in the rear. There is also a retainer which is reversible.



410BRO SPECIFICATIONS

| Model No. | Birds Per Nest | Holes | Length (Inches) (cm) | Shipping Weight Lbs. (kg) |
|-----------|----------------|---------------------|----------------------|---|
| 410BRO | 50-60 | 10 in In 2 Tiers | 60 (152.4) | 2 cartons 45 lbs. (20.5) and 14 lbs. (6.4 kg) |

*These dimensions are in inches (cm).

HEIGHT:

Front Height 27 5/8 (70.2); Back Height 34 1/2 (87.6).
Hanger brackets add 5/8 inch (1.6)

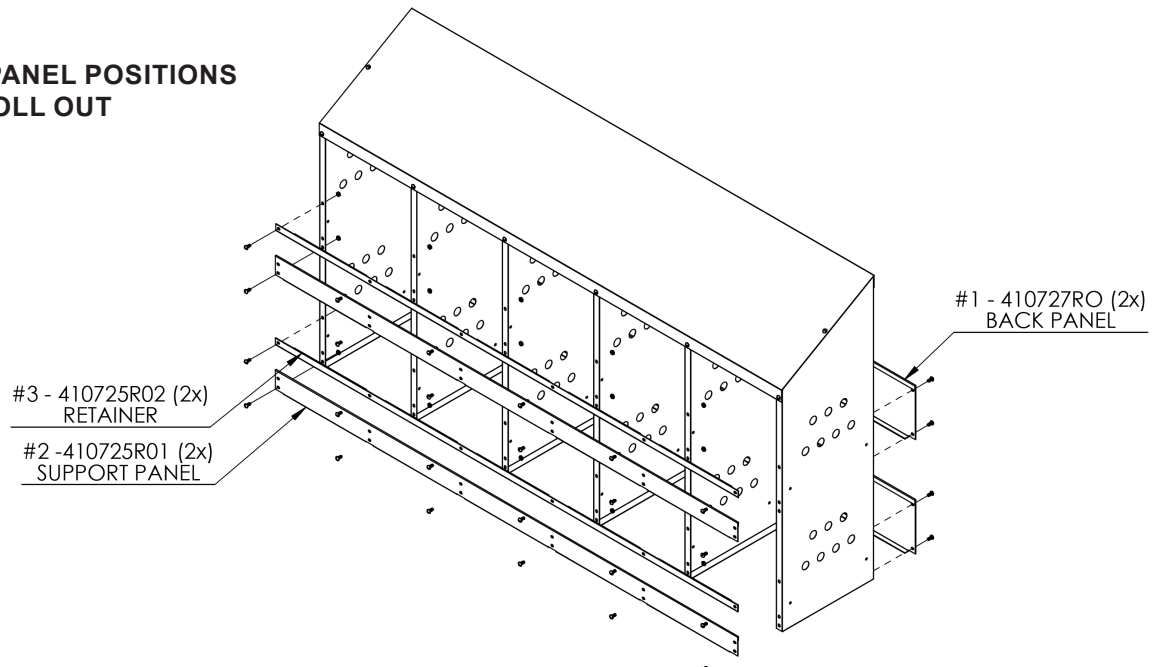
DEPTH:

Depth without perch 12 (30.5);
Depth with perch-top 20 1/2 (52.1); bottom 24 1/2 (62.2).

NEST OPENING:

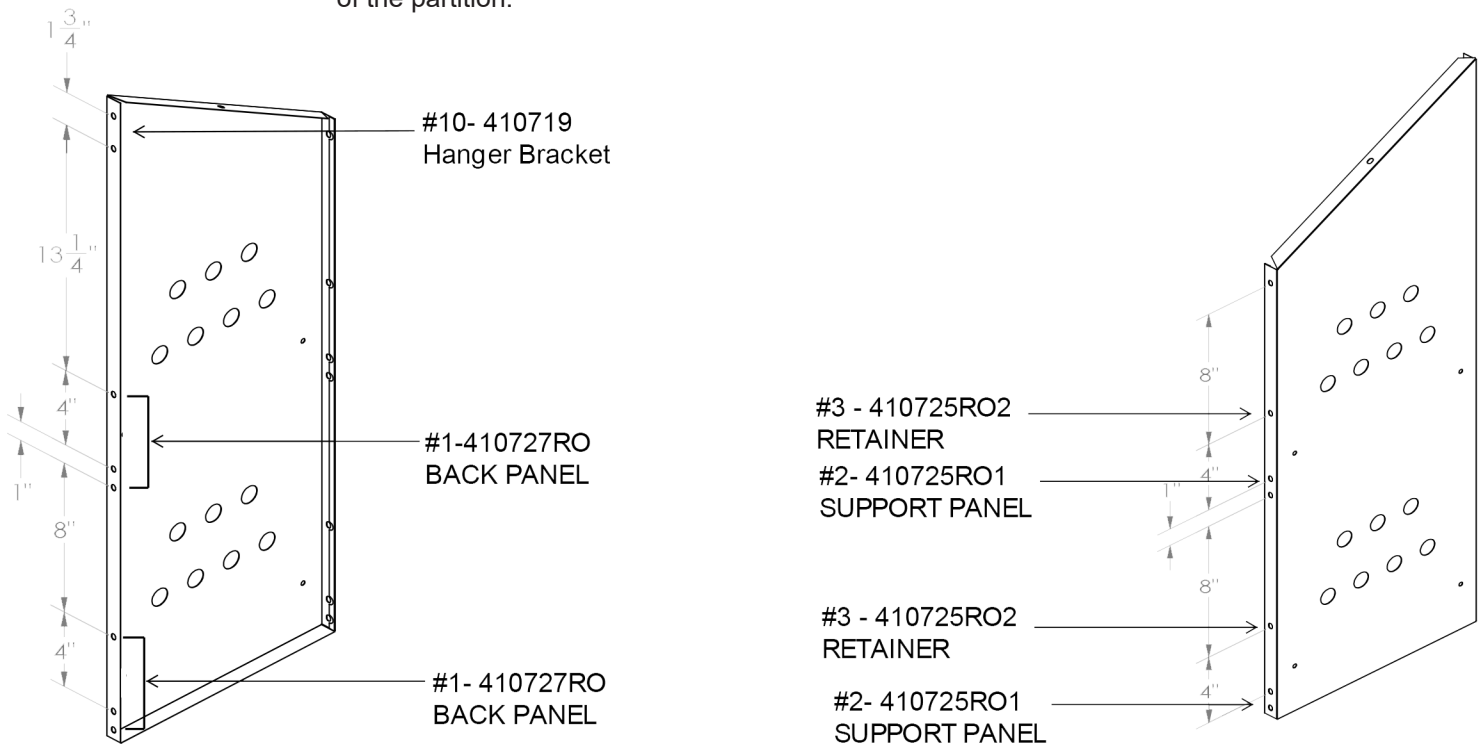
11 (27.9) wide x 7 1/2 (19.1) high x 12 (30.5) deep.

THIS SHOWS THE PANEL POSITIONS FOR THE FRONT ROLL OUT




FRONT ROLL OUT

For front roll out, parts 410727RO will be mounted to the tall edge and parts 410725RO1 and 410725RO2 are mounted to short edge of the partition.



BACK ROLL OUT


For back roll out, parts 410725RO1 and 410725RO2 are mounted to the tall edge and part 410727RO will be mounted to short edge of partition.



COLONY NEST 12 INCH & 18 INCH WIDTHS

BACK ROLL OUT

Curtains, 9.5 ounce,
Black/White



Height of Front Opening
With Retainer Bar 8"

DESIGNED TO ACCEPT AUTOMATIC EGG BELT




3/16" Holes for
Dead Bird Retainers

Nest Pads
11.5" x 46" or 17.5" x 46"
Nest Pads Are Optional

Flooring is 1" x 2"
Poly Coated
14 Gauge



3" Opening Above
Back Panel




Width of
Flooring for Egg Belt 5"

Half Inch Holes
With Grommets
For Lock Out
Pull Cords.

**EGGS ROLL
OUT FROM THE
BACK OF THE
NEST**

Slots On Each End
for Lock Out Bar
1" x 12".
Cords and Bars
Not Included



Hinged
Perches-
Order
Separately

Brower - A name trusted for 100 years

Belt drives, egg collection, components not supplied as mentioned above can be sourced from Gardner / Rossi Company. Purchase our nests, belts, drives, etc complete from Gardner / Rossi in most western USA states.



Gardner / Rossi Company • 4831 Esmar Road • Ceres, CA 95307
209-537-5731 • Fax 209-537-0910 • gardnerrossico@att.net

COLONY NEST SPECIFICATIONS

| MODEL NO. | WIDTH | OVERALL LENGTH | HEIGHT FRONT/BACK | SHIPPING WEIGHT |
|-----------|--|----------------|-------------------|-----------------|
| COL4 | Nest Only 12" With Perch 20.5" With Perch & Flooring 31.5" | 48" | 16"/23" | 30 lbs |
| COL418 | Nest Only 18" With Perch 26.5" With Perch & Flooring 37.5" | 48" | 16"/26.5" | 36 lbs |

Shipped in a bulk pack.

BACK ROLL-OUT COLONY NEST

CLEAN EGGS

LESS BREAKAGE

FEWER CHECKS

BECAUSE BIRDS HAVE NO ACCESS TO COLLECTION



Variable speed belt drive.
Hand gather option shown,
but cross conveyor collector available.

It's easy to go down the center aisle to service the belt or the collector.

Note: A center aisle is not the only option. We would be glad to work with you exploring other options depending on your building layout.

There is visibility to the egg belts at all times. If there is an obstruction, you know exactly where to go to resolve the problem.

Also, removable poultry netting can be placed between the roll out egg belt flooring on each side. The netting prevents birds from getting access to the egg belts. This allows you to increase your effective floor space since birds can use the center aisle way space.

